



CLANCY

Built on Partnership



Clancy's "Going Digital"

Brian Cass

CITA Waterford Regional Event 21-02-18

2017: 70th Years in Business



Clancy

- Turnover €40m
- Shift from Public to Private
- Projects between €5-15m
- One of the Top 20 domestic contractors
- Our success is built on partnership, **we work with clients.**
- Big enough to compete, small enough to care
- Innovation
- Strengthen our management team through leadership
- www.clancy.ie - follow us on Twitter https://twitter.com/Clancy_Drangan
- Also on LinkedIn

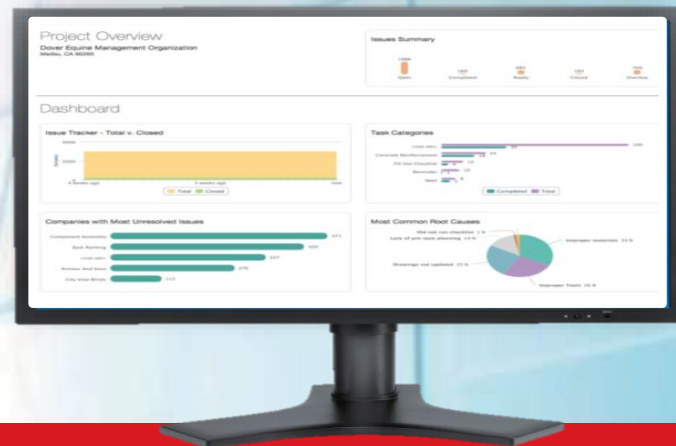


Agenda

- Digital Tools and Processes used within Clancy's
 - BIM 360 Field
 - Bluebeam
 - BIM Trimble Robotic Total Stations
 - Site Logistics/Site Setup
 - Virtual Reality
 - 4D BIM
 - Drones
- Summary

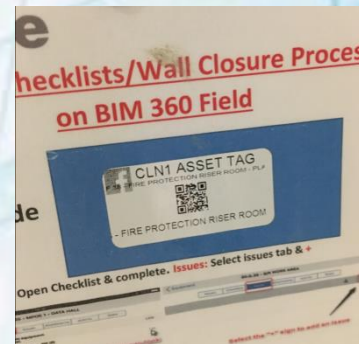
BIM 360 Field – What is it??

- QA/QC Management
- Issues
- Checklists
- Safety
- Plant Inspections
- Commissioning
- Daily Reports
- Document Library
- A Governance Tool
- Data
- A Robust record keeper in one central source



BIM 360 Field – What is it??

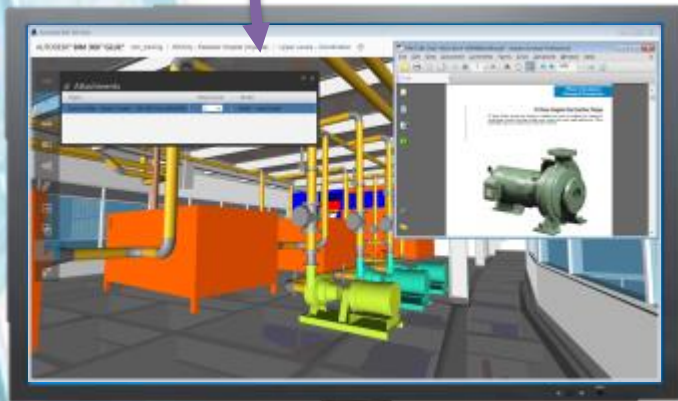
- Designed for the entire construction project team
- Manage Quality, Safety, Documents to the Field, Progress Photos, Commissioning & Handover
- Enable model-based workflows on the job site, and link field data to models
- Get real-time project insight through analytical reporting and dashboards
- Use of QR codes to get to the right information quickly



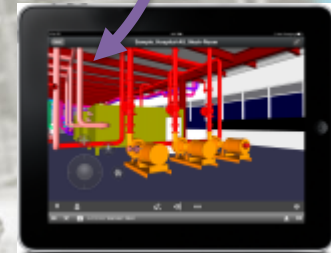
BIM 360 Field – How it Works



**Centralized project
data source
Access to data offline**



Office/Browser Access



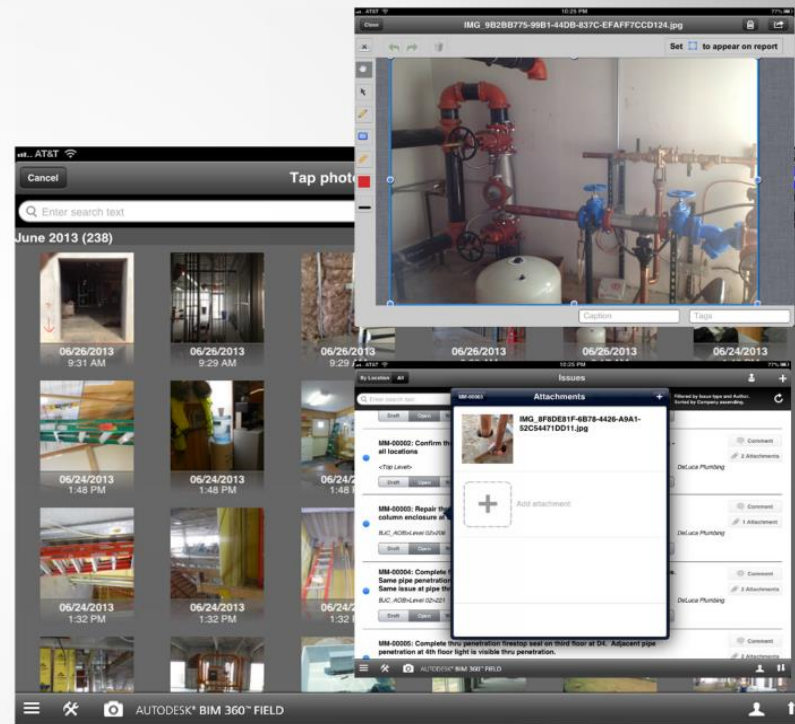
Field/iPad (iOS App) Access



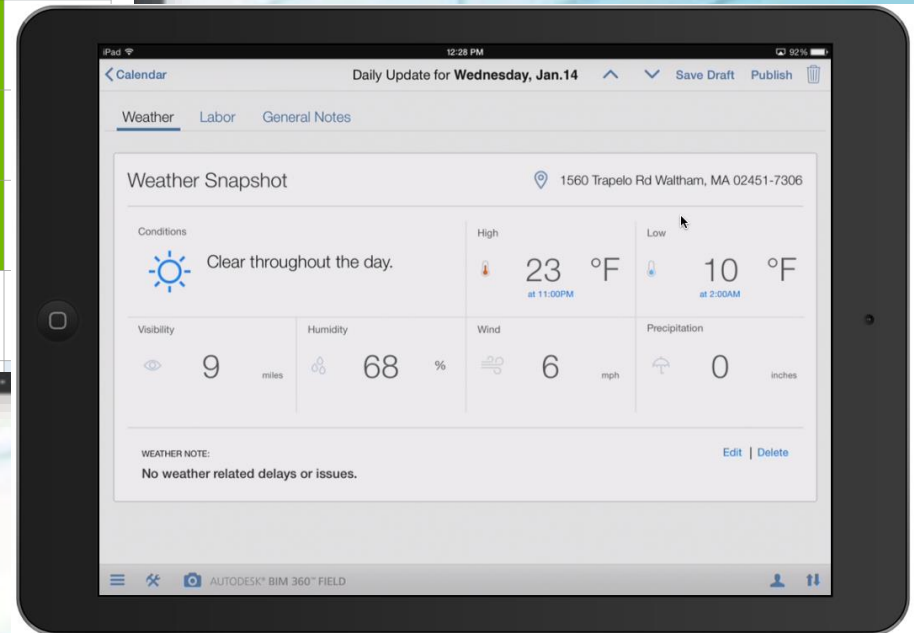
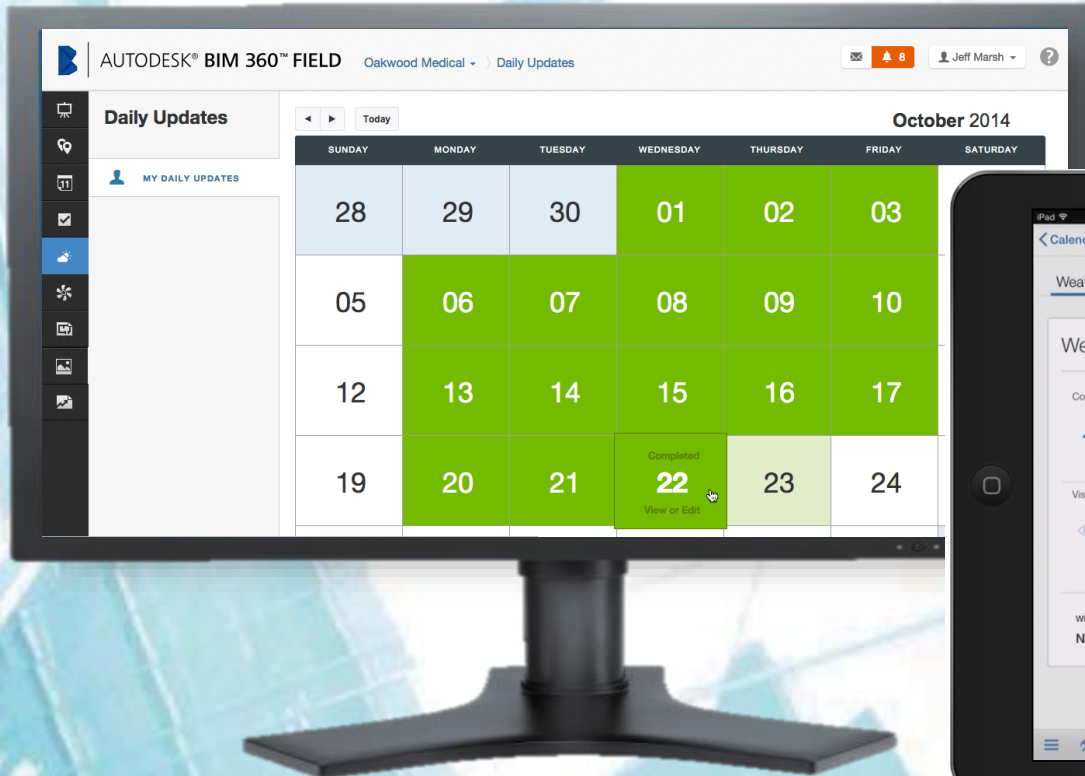
BIM 360 Field – Issues/Observations

Walking the job site

- Capture and share
- Identify problems, create issues, assign tasks
- Ability assign the location and categorize
- Tagging and marking up



BIM 360 Field – Site Diary



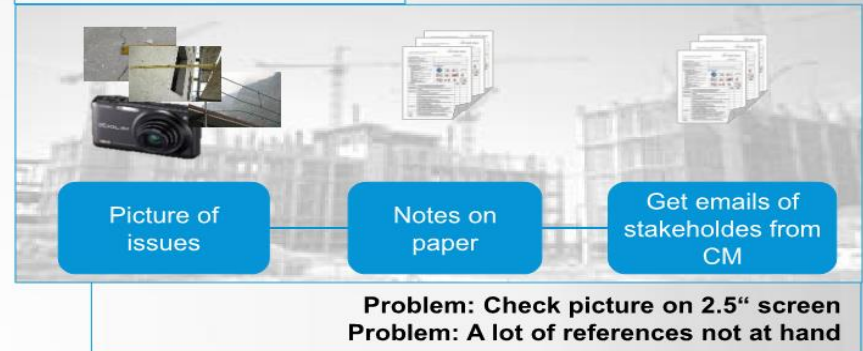
BIM 360 Field – Digital Checklists

Safety inspection process: Conventional

Preparation



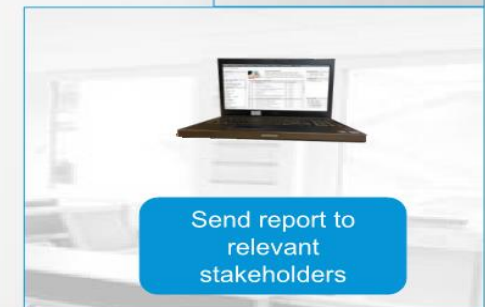
Construction Site



Postprocessing



Distribution



BIM 360 Field – Library – Creating Dashboards

493-17 ARUS MHUIRE SH

493-17 ARUS MHUIRE SH

Drawing Register		Drawing Register	
NO	DESCRIPTION	NO	DESCRIPTION
001	Site Plan	001	Site Plan
002	Site Plan	002	Site Plan
003	Site Plan	003	Site Plan
004	Site Plan	004	Site Plan
005	Site Plan	005	Site Plan
006	Site Plan	006	Site Plan
007	Site Plan	007	Site Plan
008	Site Plan	008	Site Plan
009	Site Plan	009	Site Plan
010	Site Plan	010	Site Plan
011	Site Plan	011	Site Plan
012	Site Plan	012	Site Plan
013	Site Plan	013	Site Plan
014	Site Plan	014	Site Plan
015	Site Plan	015	Site Plan
016	Site Plan	016	Site Plan
017	Site Plan	017	Site Plan
018	Site Plan	018	Site Plan
019	Site Plan	019	Site Plan
020	Site Plan	020	Site Plan
021	Site Plan	021	Site Plan
022	Site Plan	022	Site Plan
023	Site Plan	023	Site Plan
024	Site Plan	024	Site Plan
025	Site Plan	025	Site Plan
026	Site Plan	026	Site Plan
027	Site Plan	027	Site Plan
028	Site Plan	028	Site Plan
029	Site Plan	029	Site Plan
030	Site Plan	030	Site Plan
031	Site Plan	031	Site Plan
032	Site Plan	032	Site Plan
033	Site Plan	033	Site Plan
034	Site Plan	034	Site Plan
035	Site Plan	035	Site Plan
036	Site Plan	036	Site Plan
037	Site Plan	037	Site Plan
038	Site Plan	038	Site Plan
039	Site Plan	039	Site Plan
040	Site Plan	040	Site Plan
041	Site Plan	041	Site Plan
042	Site Plan	042	Site Plan
043	Site Plan	043	Site Plan
044	Site Plan	044	Site Plan
045	Site Plan	045	Site Plan
046	Site Plan	046	Site Plan
047	Site Plan	047	Site Plan
048	Site Plan	048	Site Plan
049	Site Plan	049	Site Plan
050	Site Plan	050	Site Plan
051	Site Plan	051	Site Plan
052	Site Plan	052	Site Plan
053	Site Plan	053	Site Plan
054	Site Plan	054	Site Plan
055	Site Plan	055	Site Plan
056	Site Plan	056	Site Plan
057	Site Plan	057	Site Plan
058	Site Plan	058	Site Plan
059	Site Plan	059	Site Plan
060	Site Plan	060	Site Plan
061	Site Plan	061	Site Plan
062	Site Plan	062	Site Plan
063	Site Plan	063	Site Plan
064	Site Plan	064	Site Plan
065	Site Plan	065	Site Plan
066	Site Plan	066	Site Plan
067	Site Plan	067	Site Plan
068	Site Plan	068	Site Plan
069	Site Plan	069	Site Plan
070	Site Plan	070	Site Plan
071	Site Plan	071	Site Plan
072	Site Plan	072	Site Plan
073	Site Plan	073	Site Plan
074	Site Plan	074	Site Plan
075	Site Plan	075	Site Plan
076	Site Plan	076	Site Plan
077	Site Plan	077	Site Plan
078	Site Plan	078	Site Plan
079	Site Plan	079	Site Plan
080	Site Plan	080	Site Plan
081	Site Plan	081	Site Plan
082	Site Plan	082	Site Plan
083	Site Plan	083	Site Plan
084	Site Plan	084	Site Plan
085	Site Plan	085	Site Plan
086	Site Plan	086	Site Plan
087	Site Plan	087	Site Plan
088	Site Plan	088	Site Plan
089	Site Plan	089	Site Plan
090	Site Plan	090	Site Plan
091	Site Plan	091	Site Plan
092	Site Plan	092	Site Plan
093	Site Plan	093	Site Plan
094	Site Plan	094	Site Plan
095	Site Plan	095	Site Plan
096	Site Plan	096	Site Plan
097	Site Plan	097	Site Plan
098	Site Plan	098	Site Plan
099	Site Plan	099	Site Plan
100	Site Plan	100	Site Plan

- DRAWINGS
- SPECIFICATIONS
- OTHER LINKS
- REPORTS
- PROGRAMME
- SCHEDULES

DRAWINGS

1. Architects
2. Structural/Civil
3. Landscape
4. Electrical
5. Mechanical
6. Fire




BIM 360 Field

Every device, every print
loss of money



Walking around and searching
loss of time



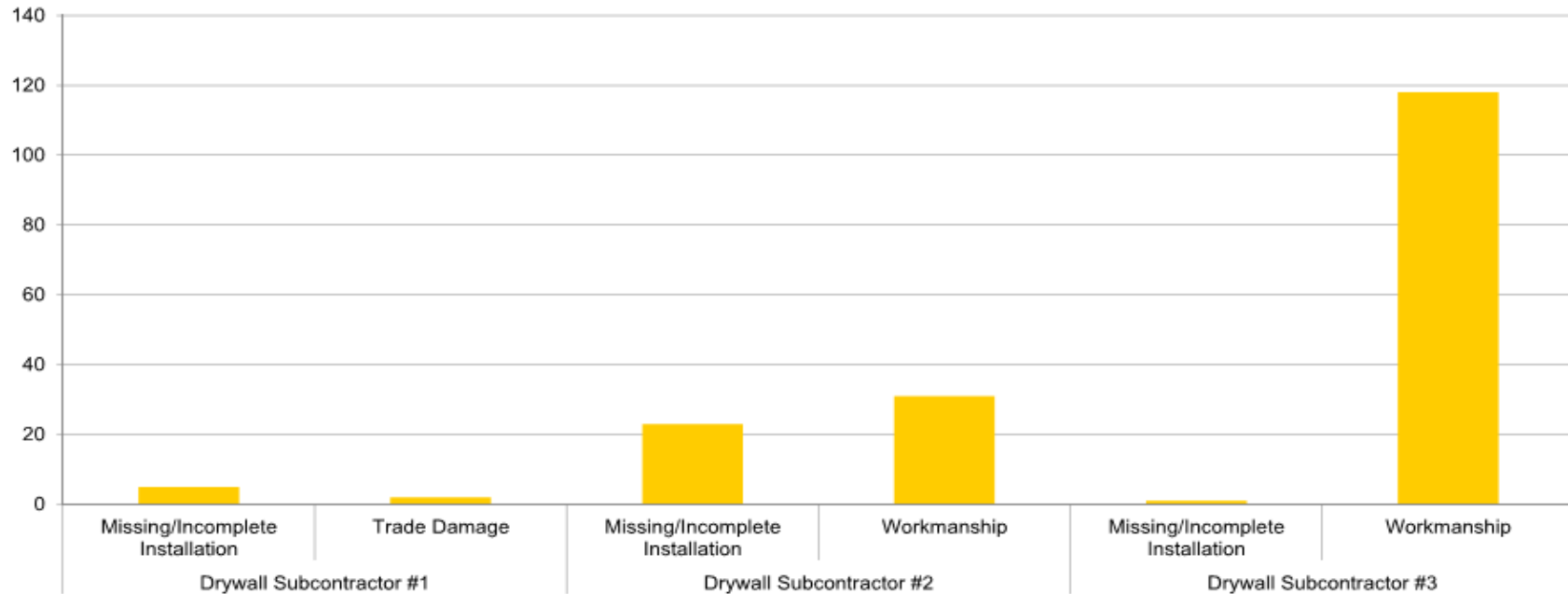
Missing information
loss of quality



BIM 360 Field reporting provides project performance transparency to executives and project managers

Cross Project Comparison – Drywall Subcont.

Subcontractor Issue Count - Similar Size/Scope project



BIM 360 Field

- One box of A4 paper costs €17
- 20 Boxes of Paper (1 week) = €340
- 1 year of A4 paper = €17,640
- Aim to reduce paper by half within First Year of Implementation



Bluebeam

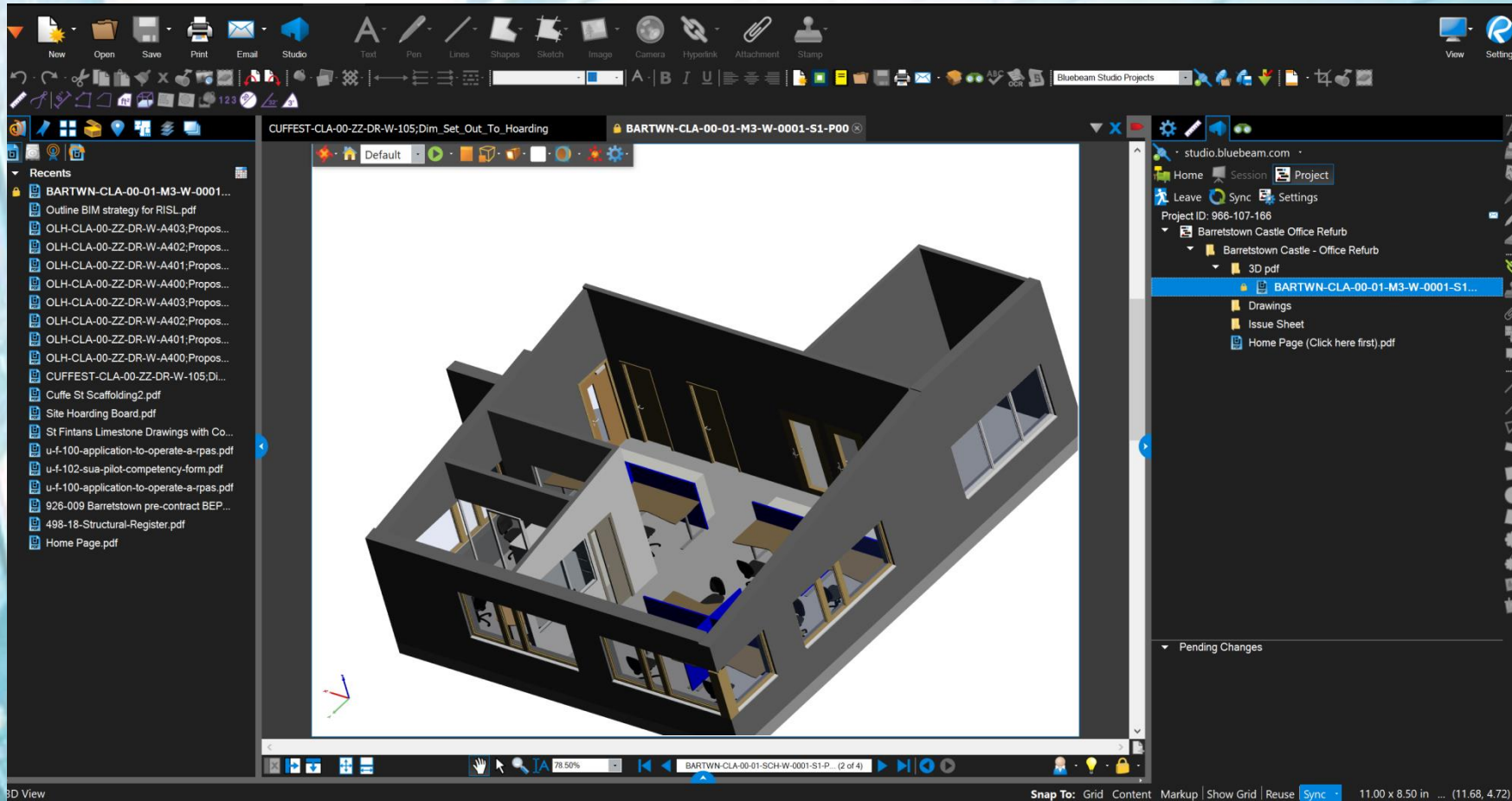


Drawing Register and Storage

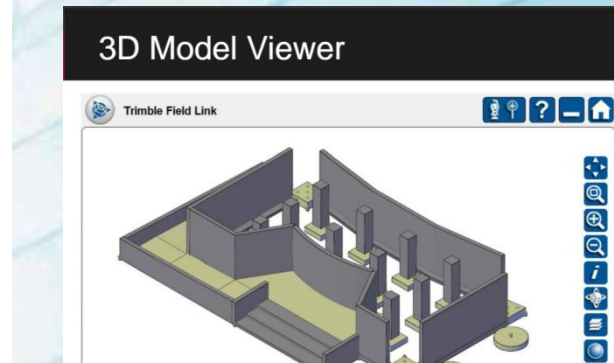


Technical Submittals
Shop Drawings

Bluebeam – also a great 3D pdf tool



Trimble Field Link – BIM model Integrated Robotic Total Stations



KOREC Products ▾ Hire [Software Solutions](#) Support & Training ▾ Accessories Shop ▾ 0 items

BIM to Field Integration – Trimble Field Link



KOREC



Case Study

- ▶ **Customer:** Clancy Construction
- ▶ **Project:** Taking BIM to the construction site
- ▶ **Solution:** Trimble RTS 773, Yuma tablet and Field Link software

Taking BIM to the construction site

Irish contractor Clancy Construction

Clancy wants its clients to understand

Clancy uses BIM throughout the life of a

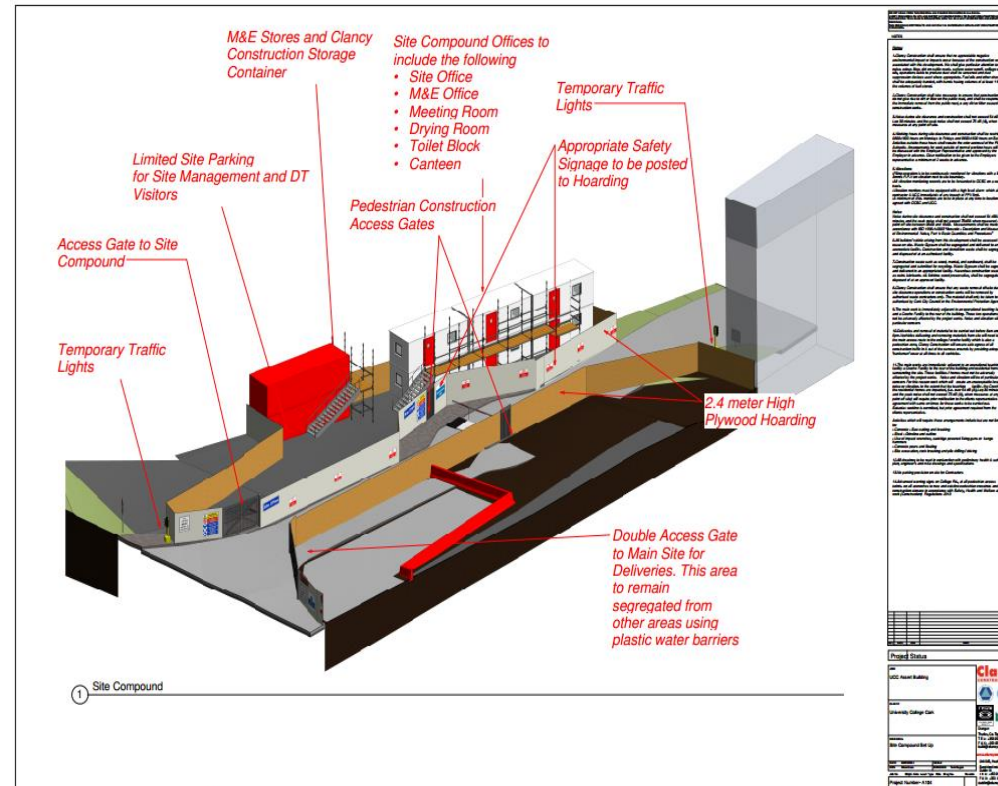
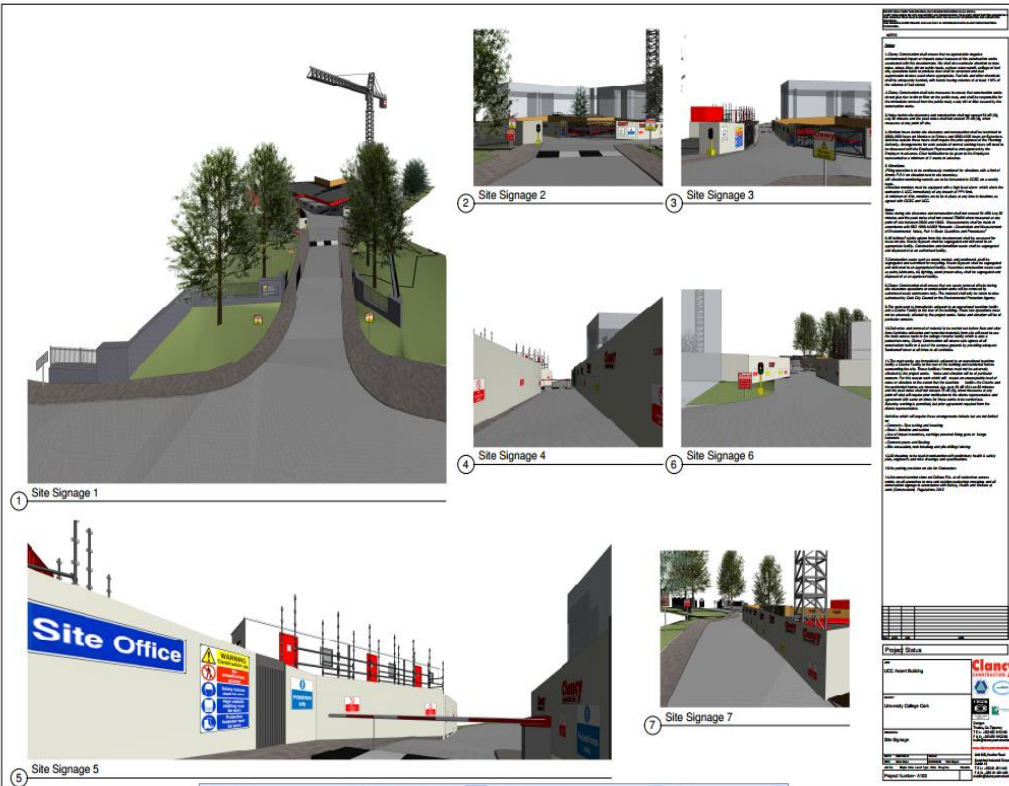
Site Logistics/Site Set Up

CLANCY
Built on Partnership

**CLANCY BIM STATION ON
ADMIN FLOOR**



Site Logistics/Site Set Up



Site Logistics/Site Set Up



Virtual Reality



4D BIM

- Try to use it more intelligently
- Keep it live throughout project
- Not just “fancy” video for tender but something that adds value

Drones

The use of drone surveys added to our bi-weekly site progress reports issued to design/client team



CLANCY
Built on Partnership

Progress Video - Beck

Summary

CHANGE IS HARD



**"I DON'T HAVE TIME TO SEE ANY CRAZY SALESMAN;
I HAVE A BATTLE TO FIGHT!"**

Summary

THERE'S
NO WIFI
CONNECTION

IT'S NOT INTUITIVE

IT'S HARD TO
TYPE ON THE
IPAD

I'M NOT TECH SAVVY

IT'S OVERWHELMING/
TOO MUCH TO
LEARN AT ONCE

THERE'S
TOO MANY
BUTTONS
TO CLICK

IT TAKES
TOO MUCH
TIME

IT SLOWS
ME DOWN

Summary

THERE'S
NO WIFI
CONNECTION

IT'S NOT INTUITIVE

IT'S HARD TO
TYPE ON THE

I'M NOT TECH SAVVY

IT'S OVER
TOO
LEARN

**BUT WE'VE
ALWAYS
DONE IT
THIS WAY**

THERE'S
TOO MANY
BUTTONS
TO CLICK

IT TAKES
TOO MUCH
TIME

IT SLOWS
ME DOWN

Summary



The People



The Process



The Technology

Thank You